

Potted Geraniums Birthday Card

Project Sheet - Mar 13 2023

Carol Buckalew

inkybeestampers@gmail.com

<https://www.inkybeestampers.com>



The **Potted Geraniums Bundle** makes pretty potted flowers by either die cutting or stamping. The flower on this card was a little of both - I stamped the flowerpot and die cut the flower pieces. I also used one of the pretty embossing folders from the **Basics 3D Embossing Folders** set which is one of the new Online Exclusives! Let's get started!

Supplies:

- Potted Geraniums Bundle
- Basics 3D Embossing Folders
- Linen Thread
- Brushed Brass Butterflies
- Paper: Basic White, Poppy Parade, Calypso Coral, Granny Apple Green, Mossy Meadow
- Inks: Cajun Craze
- Stampin' Blends: Cajun Craze

1. Card Cuts:

- Card Base - Cut 1 Mossy Meadow cardstock to 11" x 4-1/4", score at 5-1/2"

Potted Geraniums Birthday Card

Project Sheet - Mar 13 2023

Carol Buckalew

inkybeestampers@gmail.com

<https://www.inkybeestampers.com>

- Panel - Cut 1 Basic White cardstock to 5-1/4" x 4"
 - Sentiment Label - Cut 1 Basic White cardstock to 1-7/8" x 2-1/2"
 - Small Scrap of Basic White for stamping and die cutting flowerpot
 - Small scraps of Poppy Parade and Calypso Coral for die cutting flowers
 - Scraps of Mossy Meadow and Granny Apple Green for die cutting leaves
 - Inside Panel - Cut 1 Basic White cardstock to 5-1/4" x 4"
2. Start by embossing one of the white panels using the crosshatch embossing folder from the Basics 3D Embossing Folders set. Adhere the panel to the card front and center from left to right and top to bottom.
 3. Use the two-step stamps from the Potted Geraniums Stamp Set to stamp the flowerpot onto a scrap of white cardstock using Cajun Craze ink. Second generation stamp the solid image and stamp the detailed image using first generation stamping.
 4. Use the dies from the Geraniums Dies set to die cut the flowers from Poppy Parade and Calypso Coral cardstock. Cut the leaves from Mossy Meadow and Granny Apple Green cardstock. Use liquid glue to adhere the pieces together.
 5. Use the Potted Geraniums Stamp Set to stamp the sentiment onto the sentiment label using Cajun Craze ink. Use the decorative label die from the Geraniums Dies set to cut out. Use the dark shade of a Cajun Craze Stampin' Blend to darken the outside edge of the sentiment label. Use Stampin' Dimensionals to adhere the sentiment label to the card front and position the label in the upper right corner.
 6. Dry fit the flowerpot, leaves and flowers onto the card front. Note that the flowerpot should be adhered slightly left of center in order to make room for the sentiment label. Once satisfied with placement, adhere the pieces to the card front.
 7. Using two lengths of Linen Thread, tie a double bow. Adhere the bow to the base of the flowers using a Mini Glue dot.
 8. Stamp the additional sentiment onto the inside panel using Cajun Craze ink. Stamp the small plant marker onto the bottom of the panel. I stamped the word "friend" inside of the plant marker. Adhere the panel to the inside of the card.

Potted Geraniums Birthday Card

Project Sheet - Mar 13 2023

Carol Buckalew

inkybeestampers@gmail.com

<https://www.inkybeestampers.com>



9. Adhere several Brushed Brass Butterflies to the card front.

Potted Geraniums Birthday Card

Project Sheet - Mar 13 2023

Carol Buckalew

inkybeestampers@gmail.com

<https://www.inkybeestampers.com>



The card is complete! This is a quick, simple and pretty card that can be used for birthdays, friendship, or just because!

Products used to create this card are listed on the next page.

Potted Geraniums Birthday Card

Project Sheet - Mar 13 2023

Carol Buckalew

inkybeestampers@gmail.com

<https://www.inkybeestampers.com>



Potted Geraniums Bundle (English) - 159062

Price: \$51.25


Add to Cart



Linen Thread - 104199

Price: \$5.00


Add to Cart



Brushed Brass Butterflies - 158136

Price: \$10.00


Add to Cart



Basic White 8-1/2" X 11" Cardstock - 159276

Price: \$10.25

Add to Cart



Poppy Parade 8-1/2" X 11" Cardstock - 119793

Price: \$9.25

Add to Cart



Calypso Coral 8-1/2" X 11" Cardstock - 122925

Price: \$9.25

Add to Cart



Granny Apple Green 8-1/2" X 11" Cardstock - 146990

Price: \$9.25

Add to Cart



Mossy Meadow 8-1/2" X 11" Cardstock - 133676

Price: \$9.25

Add to Cart



Basic White Medium Envelopes - 159236

Price: \$7.50

Add to Cart



Cajun Craze Classic Stampin' Pad - 147085

Price: \$8.00

Add to Cart



Cajun Craze Stampin' Blends Combo Pack - 154879

Price: \$9.00


Add to Cart



Multipurpose Liquid Glue - 110755

Price: \$4.00

Add to Cart



Mini Glue Dots - 103683

Price: \$5.25

Add to Cart



Stampin' Dimensionals - 104430

Price: \$4.25

Add to Cart



Paper Trimmer - 152392

Price: \$25.00

Add to Cart

Potted Geraniums Birthday Card

Project Sheet - Mar 13 2023

Carol Buckalew

inkybeestampers@gmail.com

<https://www.inkybeestampers.com>



Stampin' Cut &
Emboss Machine -
149653

Price: \$125.00

Add to Cart